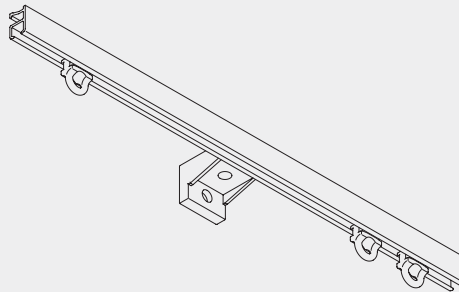


Hand Operated Curtain Track System

Silent Gliss® 1090




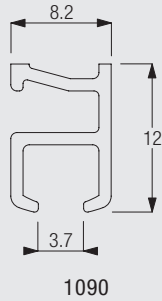
Product Information

- Wall or ceiling fix hand operated curtain track for light curtains.
- Unobtrusive but deceptively strong.
- Double fixing possible for two parallel curtains with single fixing screw.
- Standard profile colours: white, silver (5m and 6m) and bronze (6m).
- Profile connector for longer lengths.
- Can be bent.



1090

Profile, Bending and Specification Information



The standard radius is recommended for optimal operation. The minimum possible radius is 60mm.

Specification Guide- download from the Silent Gliss Extranet

Silent Gliss 1090 curtain track, hand-drawn, anodised aluminium, complete with gliders 3533 at 16/m. and 2 enstops 3016 per length. Top fixed with nylon brackets 3176/face fixed with nylon brackets 3175, each screwed to timber/plugged and screwed to blockwork/concrete at 450mm. centres.Lm. Bronze track, as above. Silent Gliss 1090W, as above except with powder coated white finished aluminium.

Fitting Information

Bracket positioning and fixing with brackets 3175 and 3176



The fixing distances are meant as a guide only: they may vary in practice, depending on surface and curtain weight.



Installation: push track on bracket in direction indicated
Removal: place screwdriver where indicated (A) and twist. Pull track away from bracket



1090

Fitting Options

Ceiling fix with bracket 3176

